

MONTHLY REPORT OF DISBURSEMENTS
For the month of October 2020

Department : State Universities and Colleges (SUCs)
Agency/Entity : Don Honorio Ventura Technological State University
Operating Unit : < not applicable >
Organization Code : 06 031 0000000
Fund Cluster : 01 Regular Agency Fund

Particulars	Current Year Budget					Prior Year's Accounts Payable					Current Year's Accounts Payable					TOTAL	SUB-TOTAL	Trust Ledgers				Grand Total				Remarks				
	PS	MOOE	FinEx	CO	TOTAL	PS	MOOE	FinEx	CO	Sub-Total	PS	MOOE	FinEx	CO	Sub-Total			PS	MOOE	CO	TOTAL	PS	MOOE	CO	TOTAL		PS	MOOE	CO	TOTAL
	2	3	4	5	6=(2+3+4+5)	7	8	9	10	11=(7+8+9+10)	12	13	14	15	16=(12+13+14+15)			17=(11+16)	18=(9+17)	19	20	21	22=(19+20+21)	23	24		25	26	27=(23+24+25+26)	28
CASH DISBURSEMENTS	18,947,728.97	7,387,838.38	0.00	0.00	26,335,568.35	0.00	0.00	0.00	0.00	0.00	0.00	0.00	0.00	0.00	0.00	0.00	26,335,568.35	0.00	0.00	0.00	0.00	18,947,728.97	7,387,838.38	0.00	0.00	26,335,568.35	0.00			
Notice of Cash Allocation (NCA)	18,947,728.97	7,387,838.38	0.00	0.00	26,335,568.35	0.00	0.00	0.00	0.00	0.00	0.00	0.00	0.00	0.00	0.00	0.00	26,335,568.35	0.00	0.00	0.00	0.00	18,947,728.97	7,387,838.38	0.00	0.00	26,335,568.35	0.00			
MDS Checks Issued	0.00	0.00	0.00	0.00	0.00	0.00	0.00	0.00	0.00	0.00	0.00	0.00	0.00	0.00	0.00	0.00	0.00	0.00	0.00	0.00	0.00	0.00	0.00	0.00	0.00	0.00	0.00	0.00		
Advice to Debit Account	0.00	0.00	0.00	0.00	0.00	0.00	0.00	0.00	0.00	0.00	0.00	0.00	0.00	0.00	0.00	0.00	0.00	0.00	0.00	0.00	0.00	0.00	0.00	0.00	0.00	0.00	0.00	0.00		
Notice of Transfer Allocations (NTA)	0.00	0.00	0.00	0.00	0.00	0.00	0.00	0.00	0.00	0.00	0.00	0.00	0.00	0.00	0.00	0.00	0.00	0.00	0.00	0.00	0.00	0.00	0.00	0.00	0.00	0.00	0.00	0.00		
MDS Checks Issued	0.00	0.00	0.00	0.00	0.00	0.00	0.00	0.00	0.00	0.00	0.00	0.00	0.00	0.00	0.00	0.00	0.00	0.00	0.00	0.00	0.00	0.00	0.00	0.00	0.00	0.00	0.00	0.00		
Advice to Debit Account	0.00	0.00	0.00	0.00	0.00	0.00	0.00	0.00	0.00	0.00	0.00	0.00	0.00	0.00	0.00	0.00	0.00	0.00	0.00	0.00	0.00	0.00	0.00	0.00	0.00	0.00	0.00	0.00		
Working Fund for FAPs	0.00	0.00	0.00	0.00	0.00	0.00	0.00	0.00	0.00	0.00	0.00	0.00	0.00	0.00	0.00	0.00	0.00	0.00	0.00	0.00	0.00	0.00	0.00	0.00	0.00	0.00	0.00	0.00		
Cash Disbursement Ceiling (CDC)	0.00	0.00	0.00	0.00	0.00	0.00	0.00	0.00	0.00	0.00	0.00	0.00	0.00	0.00	0.00	0.00	0.00	0.00	0.00	0.00	0.00	0.00	0.00	0.00	0.00	0.00	0.00	0.00		
TOTAL CASH DISBURSEMENTS	18,947,728.97	7,387,838.38	0.00	0.00	26,335,568.35	0.00	0.00	0.00	0.00	0.00	0.00	0.00	0.00	0.00	0.00	0.00	26,335,568.35	0.00	0.00	0.00	0.00	18,947,728.97	7,387,838.38	0.00	0.00	26,335,568.35	0.00			
NON-CASH DISBURSEMENTS	1,343,498.35	545,316.62	0.00	0.00	1,888,814.97	0.00	0.00	0.00	0.00	0.00	0.00	0.00	0.00	0.00	0.00	0.00	1,888,814.97	0.00	0.00	0.00	0.00	1,343,498.35	545,316.62	0.00	0.00	1,888,814.97	0.00			
Tax Reimburse Interest (TRA)	1,343,498.35	545,316.62	0.00	0.00	1,888,814.97	0.00	0.00	0.00	0.00	0.00	0.00	0.00	0.00	0.00	0.00	0.00	1,888,814.97	0.00	0.00	0.00	0.00	1,343,498.35	545,316.62	0.00	0.00	1,888,814.97	0.00			
Non-Cash Available Authority (NCAA)	0.00	0.00	0.00	0.00	0.00	0.00	0.00	0.00	0.00	0.00	0.00	0.00	0.00	0.00	0.00	0.00	0.00	0.00	0.00	0.00	0.00	0.00	0.00	0.00	0.00	0.00	0.00	0.00		
Disbursements affected through outright deductions from claims (claims specific)	0.00	0.00	0.00	0.00	0.00	0.00	0.00	0.00	0.00	0.00	0.00	0.00	0.00	0.00	0.00	0.00	0.00	0.00	0.00	0.00	0.00	0.00	0.00	0.00	0.00	0.00	0.00	0.00		
Overpayment of expenses (e.g. personnel benefits)	0.00	0.00	0.00	0.00	0.00	0.00	0.00	0.00	0.00	0.00	0.00	0.00	0.00	0.00	0.00	0.00	0.00	0.00	0.00	0.00	0.00	0.00	0.00	0.00	0.00	0.00	0.00	0.00		
Reimbursement for loss of government property	0.00	0.00	0.00	0.00	0.00	0.00	0.00	0.00	0.00	0.00	0.00	0.00	0.00	0.00	0.00	0.00	0.00	0.00	0.00	0.00	0.00	0.00	0.00	0.00	0.00	0.00	0.00	0.00		
Liquidated damages and similar claims	0.00	0.00	0.00	0.00	0.00	0.00	0.00	0.00	0.00	0.00	0.00	0.00	0.00	0.00	0.00	0.00	0.00	0.00	0.00	0.00	0.00	0.00	0.00	0.00	0.00	0.00	0.00	0.00		
Others (e.g. TEF, BTI, Dock Bypass, etc.)	0.00	0.00	0.00	0.00	0.00	0.00	0.00	0.00	0.00	0.00	0.00	0.00	0.00	0.00	0.00	0.00	0.00	0.00	0.00	0.00	0.00	0.00	0.00	0.00	0.00	0.00	0.00	0.00		
Adjust. Adjustments (e.g. unclassified checks)	0.00	0.00	0.00	0.00	0.00	0.00	0.00	0.00	0.00	0.00	0.00	0.00	0.00	0.00	0.00	0.00	0.00	0.00	0.00	0.00	0.00	0.00	0.00	0.00	0.00	0.00	0.00	0.00		
Balance of Disbursement Authorities as at date	0.00	0.00	0.00	0.00	0.00	0.00	0.00	0.00	0.00	0.00	0.00	0.00	0.00	0.00	0.00	0.00	0.00	0.00	0.00	0.00	0.00	0.00	0.00	0.00	0.00	0.00	0.00	0.00		
TOTAL NON-CASH DISBURSEMENTS	1,343,498.35	545,316.62	0.00	0.00	1,888,814.97	0.00	0.00	0.00	0.00	0.00	0.00	0.00	0.00	0.00	0.00	0.00	1,888,814.97	0.00	0.00	0.00	0.00	1,343,498.35	545,316.62	0.00	0.00	1,888,814.97	0.00			
GRAND TOTAL	20,291,227.32	7,933,155.00	0.00	0.00	28,224,382.32	0.00	0.00	0.00	0.00	0.00	0.00	0.00	0.00	0.00	0.00	0.00	28,224,382.32	0.00	0.00	0.00	0.00	20,291,227.32	7,933,155.00	0.00	0.00	28,224,382.32	0.00			

Particulars	Previous Report	This Month	As at Date
(1)	(2)	(3)	(4)
Total Disbursement Authorities Received	0.00	0.00	0.00
NCA	0.00	0.00	0.00
NTA	0.00	0.00	0.00
Working Fund	0.00	0.00	0.00
TRA	0.00	0.00	0.00
CDC	0.00	0.00	0.00
NCAA	0.00	0.00	0.00
Less: Notice of Transfer of Allocations (NTA) issued	0.00	0.00	0.00
Total Disbursement Authorities Available	0.00	0.00	0.00
Less:	0.00	0.00	0.00
Lapsed NCA	0.00	0.00	0.00
Disbursements	0.00	0.00	0.00
Less: Other Non-Cash Disbursements	0.00	0.00	0.00
Disbursements affected through outright deductions from claims	0.00	0.00	0.00
Overpayment of expenses (e.g. personnel benefits)	0.00	0.00	0.00
Reimbursement for loss of government property	0.00	0.00	0.00
Liquidated damages and similar claims	0.00	0.00	0.00
Others (e.g. TEF, BTI, Dock Bypass, etc.)	0.00	0.00	0.00
Adjust. Adjustments (e.g. unclassified checks)	0.00	0.00	0.00
Balance of Disbursement Authorities as at date	0.00	0.00	0.00
Total Disbursement Program	0.00	0.00	0.00
Less: Actual Disbursements	0.00	0.00	0.00
(Over)Under spending	0.00	0.00	0.00

Notes: * The use of NTA is discouraged
Notes: ** Amounts should tally with the grand total disbursement (column 27).

Checked Correct
JOSEPH IAN PARRANJAN
Accountant
Date: 23-Jan-2020

Recommending Approval:
LANSANO LUIS M
Director of Financial Management Service (FMS) or Equivalent
Date: 23-Jan-2020

By
BAKING BERIQUE G
Agency/Entity Head or Authorized Representative
Date: 23-Jan-2020

MONTHLY REPORT OF DISBURSEMENTS
For the month of November 2019

Department : State Universities and Colleges (SUCs)
Agency/Entity : Don Honorio Ventura Technological State University
Operating Unit : < not applicable >
Organization Code : 08 031 0000000
Fund Cluster : 01 Regular Agency Fund

Particulars	Current Year Budget					Prior Year's Budget					Current Year's Accounts Payable					SUB-TOTAL	Trust Liabilities				Grand Total				Remarks			
	PS	MOOE	FinEx	CO	TOTAL	PS	MOOE	FinEx	CO	Sub-Total	PS	MOOE	FinEx	CO	Sub-Total		PS	MOOE	CO	TOTAL	PS	MOOE	FinEx	CO		TOTAL		
	2	3	4	5	6=(2+3+4+5)	7	8	9	10	11=(7+8+9+10)	12	13	14	15	16=(12+13+14+15)		17=(11-16)	18=(6-17)	19	20	21	22=(19+20+21)	23	24		25	26	27=(23+24+25+26)
CASH DISBURSEMENTS	35,604,354.66	29,699,663.60	0.00	11,537,597.16	76,841,635.44	0.00	0.00	0.00	0.00	0.00	0.00	0.00	0.00	0.00	0.00	0.00	76,841,635.44	0.00	0.00	0.00	0.00	35,604,354.66	29,699,663.60	0.00	11,537,597.16	76,841,635.44		
Notice of Cash Allocation (NCA)	35,604,354.66	29,699,663.60	0.00	11,537,597.16	76,841,635.44	0.00	0.00	0.00	0.00	0.00	0.00	0.00	0.00	0.00	0.00	0.00	76,841,635.44	0.00	0.00	0.00	0.00	35,604,354.66	29,699,663.60	0.00	11,537,597.16	76,841,635.44		
MDS Checks Issued	19,832,251.98	28,149,837.36	0.00	0.00	44,982,089.37	0.00	0.00	0.00	0.00	0.00	0.00	0.00	0.00	0.00	0.00	0.00	44,982,089.37	0.00	0.00	0.00	0.00	19,832,251.98	28,149,837.36	0.00	0.00	44,982,089.37		
Advance to Debit Account	19,871,422.77	1,850,056.22	0.00	11,537,597.16	32,759,076.17	0.00	0.00	0.00	0.00	0.00	0.00	0.00	0.00	0.00	0.00	0.00	32,759,076.17	0.00	0.00	0.00	0.00	19,871,422.77	1,850,056.22	0.00	11,537,597.16	32,759,076.17		
Notice of Transfer Allocations (NTA)	0.00	0.00	0.00	0.00	0.00	0.00	0.00	0.00	0.00	0.00	0.00	0.00	0.00	0.00	0.00	0.00	0.00	0.00	0.00	0.00	0.00	0.00	0.00	0.00	0.00	0.00	0.00	
MDS Checks Issued	0.00	0.00	0.00	0.00	0.00	0.00	0.00	0.00	0.00	0.00	0.00	0.00	0.00	0.00	0.00	0.00	0.00	0.00	0.00	0.00	0.00	0.00	0.00	0.00	0.00	0.00	0.00	
Advance to Debit Account	0.00	0.00	0.00	0.00	0.00	0.00	0.00	0.00	0.00	0.00	0.00	0.00	0.00	0.00	0.00	0.00	0.00	0.00	0.00	0.00	0.00	0.00	0.00	0.00	0.00	0.00	0.00	
Working Fund for FAPs	0.00	0.00	0.00	0.00	0.00	0.00	0.00	0.00	0.00	0.00	0.00	0.00	0.00	0.00	0.00	0.00	0.00	0.00	0.00	0.00	0.00	0.00	0.00	0.00	0.00	0.00	0.00	
Cash Disbursement Calling (CDC)	0.00	0.00	0.00	0.00	0.00	0.00	0.00	0.00	0.00	0.00	0.00	0.00	0.00	0.00	0.00	0.00	0.00	0.00	0.00	0.00	0.00	0.00	0.00	0.00	0.00	0.00	0.00	
TOTAL CASH DISBURSEMENTS	35,604,354.66	29,699,663.60	0.00	11,537,597.16	76,841,635.44	0.00	0.00	0.00	0.00	0.00	0.00	0.00	0.00	0.00	0.00	0.00	76,841,635.44	0.00	0.00	0.00	0.00	35,604,354.66	29,699,663.60	0.00	11,537,597.16	76,841,635.44		
NON-CASH DISBURSEMENTS	2,369,769.83	1,881,525.64	0.00	877,983.39	5,128,358.66	0.00	0.00	0.00	0.00	0.00	0.00	0.00	0.00	0.00	0.00	0.00	5,128,358.66	0.00	0.00	0.00	0.00	2,369,769.83	1,881,525.64	0.00	877,983.39	5,128,358.66		
Tax Remittance Advances Issued (TRA)	2,369,769.83	1,881,525.64	0.00	877,983.39	5,128,358.66	0.00	0.00	0.00	0.00	0.00	0.00	0.00	0.00	0.00	0.00	0.00	5,128,358.66	0.00	0.00	0.00	0.00	2,369,769.83	1,881,525.64	0.00	877,983.39	5,128,358.66		
Non-Cash Awarding Authority (NCAA)	0.00	0.00	0.00	0.00	0.00	0.00	0.00	0.00	0.00	0.00	0.00	0.00	0.00	0.00	0.00	0.00	0.00	0.00	0.00	0.00	0.00	0.00	0.00	0.00	0.00	0.00	0.00	
Disbursements effected through outright deductions from claims (lease contracts, ...)	0.00	0.00	0.00	0.00	0.00	0.00	0.00	0.00	0.00	0.00	0.00	0.00	0.00	0.00	0.00	0.00	0.00	0.00	0.00	0.00	0.00	0.00	0.00	0.00	0.00	0.00	0.00	
Overpayment of expenses (e.g. personnel benefits)	0.00	0.00	0.00	0.00	0.00	0.00	0.00	0.00	0.00	0.00	0.00	0.00	0.00	0.00	0.00	0.00	0.00	0.00	0.00	0.00	0.00	0.00	0.00	0.00	0.00	0.00	0.00	
Restitution for loss of government property	0.00	0.00	0.00	0.00	0.00	0.00	0.00	0.00	0.00	0.00	0.00	0.00	0.00	0.00	0.00	0.00	0.00	0.00	0.00	0.00	0.00	0.00	0.00	0.00	0.00	0.00	0.00	
Liquidated damages and similar claims	0.00	0.00	0.00	0.00	0.00	0.00	0.00	0.00	0.00	0.00	0.00	0.00	0.00	0.00	0.00	0.00	0.00	0.00	0.00	0.00	0.00	0.00	0.00	0.00	0.00	0.00	0.00	
Others (e.g. TRF, DTI, Docs Stamp, etc.)	0.00	0.00	0.00	0.00	0.00	0.00	0.00	0.00	0.00	0.00	0.00	0.00	0.00	0.00	0.00	0.00	0.00	0.00	0.00	0.00	0.00	0.00	0.00	0.00	0.00	0.00	0.00	
Adjust. Adj. (e.g. cancelled/labelled checks)	0.00	0.00	0.00	0.00	0.00	0.00	0.00	0.00	0.00	0.00	0.00	0.00	0.00	0.00	0.00	0.00	0.00	0.00	0.00	0.00	0.00	0.00	0.00	0.00	0.00	0.00	0.00	
Balance of Disbursement Authorities as at date	0.00	0.00	0.00	0.00	0.00	0.00	0.00	0.00	0.00	0.00	0.00	0.00	0.00	0.00	0.00	0.00	0.00	0.00	0.00	0.00	0.00	0.00	0.00	0.00	0.00	0.00	0.00	
Total Disbursements Program	0.00	0.00	0.00	0.00	0.00	0.00	0.00	0.00	0.00	0.00	0.00	0.00	0.00	0.00	0.00	0.00	0.00	0.00	0.00	0.00	0.00	0.00	0.00	0.00	0.00	0.00	0.00	
Less: Actual Disbursements	0.00	0.00	0.00	0.00	0.00	0.00	0.00	0.00	0.00	0.00	0.00	0.00	0.00	0.00	0.00	0.00	0.00	0.00	0.00	0.00	0.00	0.00	0.00	0.00	0.00	0.00	0.00	
(Over)/Under spending	0.00	0.00	0.00	0.00	0.00	0.00	0.00	0.00	0.00	0.00	0.00	0.00	0.00	0.00	0.00	0.00	0.00	0.00	0.00	0.00	0.00	0.00	0.00	0.00	0.00	0.00	0.00	
Notes: * The use of NTA is disallowed																												
Notes: ** Amounts should tally with the grand total disbursement (column 27).																												

SUMMARY

Particulars	Previous Report	This Month	As at Date
(1)	(2)	(3)	(4)
Total Disbursement Authorities Received	0.00	0.00	0.00
NCA	0.00	0.00	0.00
NTA	0.00	0.00	0.00
Working Fund	0.00	0.00	0.00
TRA	0.00	0.00	0.00
CDC	0.00	0.00	0.00
NCAA	0.00	0.00	0.00
Less: Notice of Transfer of Allocations (NTA) issued	0.00	0.00	0.00
Total Disbursement Authorities Available	0.00	0.00	0.00
Less:	0.00	0.00	0.00
Lapsed NCA	0.00	0.00	0.00
Disbursements	0.00	0.00	0.00
Less: Other Non-Cash Disbursements	0.00	0.00	0.00
Disbursements effected through outright deductions from claims	0.00	0.00	0.00
Overpayment of expenses (e.g. personnel benefits)	0.00	0.00	0.00
Restitution for loss of government property	0.00	0.00	0.00
Liquidated damages and similar claims	0.00	0.00	0.00
Others (e.g. TRF, DTI, Docs Stamp, etc.)	0.00	0.00	0.00
Adjust. Adj. (e.g. cancelled/labelled checks)	0.00	0.00	0.00
Balance of Disbursement Authorities as at date	0.00	0.00	0.00
Total Disbursements Program	0.00	0.00	0.00
Less: Actual Disbursements	0.00	0.00	0.00
(Over)/Under spending	0.00	0.00	0.00

Certified Officer
[Signature]
JOSEPH IAN TABANJAN
Accountant
Date: 23-Jan-2020

Recommending Approval
[Signature]
LANSANC, LUIS M.
Director of Financial Management Service (FMS) or Equivalent
Date: 23-Jan-2020

Approved By:
[Signature]
BARKING PATRQUE G
Agency/Entity Head or Authorized Representative
Date: 23-Jan-2020

MONTHLY REPORT OF DISBURSEMENTS
For the month of December 2019

Department : State Universities and Colleges (SUCs)
Agency/Entity : Don Honorio Ventura Technological State University
Operating Unit : < not applicable >
Organization Code : 08 031 000000
Fund Cluster : 01 Regular Agency Fund

Particulars	Current Year Budget					Prior Year's Budget					Current Year's Accounts Payable					SUB-TOTAL	Total Liabilities				Grand Total					Remarks			
	PS	MOOE	FinEx	CO	TOTAL	PS	MOOE	FinEx	CO	Sub-Total	PS	MOOE	FinEx	CO	Sub-Total		PS	MOOE	CO	TOTAL	PS	MOOE	FinEx	CO	TOTAL				
	1	2	3	4	5	6	7	8	9	10	11	12	13	14	15		16	17	18	19	20	21	22	23	24		25	26	27
CASH DISBURSEMENTS	40,878,904.04	1,805,390.98	0.00	435,308.01	43,117,603.01	0.00	0.00	0.00	0.00	0.00	0.00	0.00	0.00	0.00	0.00	0.00	43,117,603.01	0.00	0.00	0.00	0.00	40,878,904.04	1,805,390.98	0.00	435,308.01	43,117,603.01			
Notice of Cash Allocation (NCA)	40,878,904.04	1,805,390.98	0.00	435,308.01	43,117,603.01	0.00	0.00	0.00	0.00	0.00	0.00	0.00	0.00	0.00	0.00	0.00	43,117,603.01	0.00	0.00	0.00	0.00	40,878,904.04	1,805,390.98	0.00	435,308.01	43,117,603.01			
MDS Checks Issued	32,005,964.02	1,137,208.12	0.00	435,308.01	33,578,480.15	0.00	0.00	0.00	0.00	0.00	0.00	0.00	0.00	0.00	0.00	0.00	33,578,480.15	0.00	0.00	0.00	0.00	32,005,964.02	1,137,208.12	0.00	435,308.01	33,578,480.15			
Advice to Debit Account	8,870,940.02	668,182.84	0.00	0.00	9,539,122.86	0.00	0.00	0.00	0.00	0.00	0.00	0.00	0.00	0.00	0.00	0.00	9,539,122.86	0.00	0.00	0.00	0.00	8,870,940.02	668,182.84	0.00	0.00	9,539,122.86			
Notice of Transfer Allocations (NTA)	0.00	0.00	0.00	0.00	0.00	0.00	0.00	0.00	0.00	0.00	0.00	0.00	0.00	0.00	0.00	0.00	0.00	0.00	0.00	0.00	0.00	0.00	0.00	0.00	0.00	0.00	0.00		
MDS Checks Issued	0.00	0.00	0.00	0.00	0.00	0.00	0.00	0.00	0.00	0.00	0.00	0.00	0.00	0.00	0.00	0.00	0.00	0.00	0.00	0.00	0.00	0.00	0.00	0.00	0.00	0.00	0.00	0.00	
Advice to Debit Account	0.00	0.00	0.00	0.00	0.00	0.00	0.00	0.00	0.00	0.00	0.00	0.00	0.00	0.00	0.00	0.00	0.00	0.00	0.00	0.00	0.00	0.00	0.00	0.00	0.00	0.00	0.00	0.00	
Working Fund for FAs	0.00	0.00	0.00	0.00	0.00	0.00	0.00	0.00	0.00	0.00	0.00	0.00	0.00	0.00	0.00	0.00	0.00	0.00	0.00	0.00	0.00	0.00	0.00	0.00	0.00	0.00	0.00	0.00	
Cash Disbursement Calling (CDC)	0.00	0.00	0.00	0.00	0.00	0.00	0.00	0.00	0.00	0.00	0.00	0.00	0.00	0.00	0.00	0.00	0.00	0.00	0.00	0.00	0.00	0.00	0.00	0.00	0.00	0.00	0.00	0.00	
TOTAL CASH DISBURSEMENTS	40,878,904.04	1,805,390.98	0.00	435,308.01	43,117,603.01	0.00	0.00	0.00	0.00	0.00	0.00	0.00	0.00	0.00	0.00	0.00	43,117,603.01	0.00	0.00	0.00	0.00	40,878,904.04	1,805,390.98	0.00	435,308.01	43,117,603.01			
NON-CASH DISBURSEMENTS	0.00	0.00	0.00	0.00	0.00	0.00	0.00	0.00	0.00	0.00	0.00	0.00	0.00	0.00	0.00	0.00	0.00	0.00	0.00	0.00	0.00	0.00	0.00	0.00	0.00	0.00	0.00	0.00	
Tax Remittance Advice Issued (TRA)	3,245,622.23	41,903.85	0.00	0.00	3,287,526.08	0.00	0.00	0.00	0.00	0.00	0.00	0.00	0.00	0.00	0.00	0.00	3,287,526.08	0.00	0.00	0.00	0.00	3,245,622.23	41,903.85	0.00	0.00	3,287,526.08			
Non-Cash Availed Authority (NCAA)	0.00	0.00	0.00	0.00	0.00	0.00	0.00	0.00	0.00	0.00	0.00	0.00	0.00	0.00	0.00	0.00	0.00	0.00	0.00	0.00	0.00	0.00	0.00	0.00	0.00	0.00	0.00	0.00	
Disbursements effected through outright deductions from claims release specific	0.00	0.00	0.00	0.00	0.00	0.00	0.00	0.00	0.00	0.00	0.00	0.00	0.00	0.00	0.00	0.00	0.00	0.00	0.00	0.00	0.00	0.00	0.00	0.00	0.00	0.00	0.00	0.00	
Overpayment of expenses (e.g. personnel benefits)	0.00	0.00	0.00	0.00	0.00	0.00	0.00	0.00	0.00	0.00	0.00	0.00	0.00	0.00	0.00	0.00	0.00	0.00	0.00	0.00	0.00	0.00	0.00	0.00	0.00	0.00	0.00	0.00	
Restitution for loss of government property	0.00	0.00	0.00	0.00	0.00	0.00	0.00	0.00	0.00	0.00	0.00	0.00	0.00	0.00	0.00	0.00	0.00	0.00	0.00	0.00	0.00	0.00	0.00	0.00	0.00	0.00	0.00	0.00	
Liquidated damages and similar claims	0.00	0.00	0.00	0.00	0.00	0.00	0.00	0.00	0.00	0.00	0.00	0.00	0.00	0.00	0.00	0.00	0.00	0.00	0.00	0.00	0.00	0.00	0.00	0.00	0.00	0.00	0.00	0.00	
Others (e.g. TEP, BTI, Docs Stamp, etc.)	0.00	0.00	0.00	0.00	0.00	0.00	0.00	0.00	0.00	0.00	0.00	0.00	0.00	0.00	0.00	0.00	0.00	0.00	0.00	0.00	0.00	0.00	0.00	0.00	0.00	0.00	0.00	0.00	
TOTAL NON-CASH DISBURSEMENTS	3,245,622.23	41,903.85	0.00	0.00	3,287,526.08	0.00	0.00	0.00	0.00	0.00	0.00	0.00	0.00	0.00	0.00	0.00	3,287,526.08	0.00	0.00	0.00	0.00	3,245,622.23	41,903.85	0.00	0.00	3,287,526.08			
SUMMARY TOTAL	44,122,526.27	1,847,294.81	0.00	435,308.01	46,405,129.09	0.00	0.00	0.00	0.00	0.00	0.00	0.00	0.00	0.00	0.00	0.00	46,405,129.09	0.00	0.00	0.00	0.00	44,122,526.27	1,847,294.81	0.00	435,308.01	46,405,129.09			

SUMMARY

Particulars	Previous Report (1)	This Month (2)	As at Date (3)
Total Disbursement Authorities Received	0.00	0.00	0.00
NCA	0.00	0.00	0.00
NTA	0.00	0.00	0.00
Working Fund	0.00	0.00	0.00
TRA	0.00	0.00	0.00
CDC	0.00	0.00	0.00
NCAA	0.00	0.00	0.00
Less: Notice of Transfer of Allocations (NTA) Issued	0.00	0.00	0.00
Total Disbursement Authorities Available	0.00	0.00	0.00
Less:			
- Limited NCA	0.00	0.00	0.00
- Disbursements	0.00	0.00	0.00
- Other Non-Cash Disbursements	0.00	0.00	0.00
- Disbursements effected through outright deductions from claims	0.00	0.00	0.00
- Overpayment of expenses (e.g. personnel benefits)	0.00	0.00	0.00
- Restitution for loss of government property	0.00	0.00	0.00
- Liquidated damages and similar claims	0.00	0.00	0.00
- Others (e.g. TEP, BTI, Docs Stamp, etc.)	0.00	0.00	0.00
- Adjust. Adjustments (e.g. cancelled/checked)	0.00	0.00	0.00
Balance of Disbursement Authorities as at date	0.00	0.00	0.00
Total Disbursements Program	0.00	0.00	0.00
Less: Actual Disbursements	0.00	0.00	0.00
(Over)/Under spending	0.00	0.00	0.00

Note: * The use of NTA is discouraged
Notes: ** Amounts should tally with the grand total disbursement (column 27).

Certified Correct:
MUNTLA OSERAN P. ASSANJAN
Accountant
Date: 23-Jan-2020

Recommended Approval:
MANSANG LIBRIS
Director of Financial Management Service (FMS) or Equivalent
Date: 23-Jan-2020

Approved by:
MANSANG LIBRIS
Agency/Entity Head or Authorized Representative
Date: 23-Jan-2020

MONTHLY REPORT OF DISBURSEMENTS
For the month of January, 2019

Department: State Universities and Colleges (SUCs)					Agency: Don Honorio Ventura Technological State University										Operating Unit: N/A													
Organization Code (UACS): 08031000000					Fund Cluster: 01 - Regular Agency Fund										Report Status: SUBMITTED													
PARTICULARS	CURRENT YEAR BUDGET					PRIOR YEAR'S ACCOUNTS PAYABLE					CURRENT YEAR'S ACCOUNTS PAYABLE					SUB-TOTAL	TRUST LIABILITIES				GRAND TOTAL					REMARKS		
	PS	MOOE	Fin. Exp	CO	TOTAL	PS	MOOE	Fin. Exp	CO	Sub-Total	PS	MOOE	Fin. Exp	CO	Sub-Total		TOTAL	PS	MOOE	CO	TOTAL	PS	MOOE	Fin. Exp	CO		TOTAL	
	1	2	3	4	5	6=(2+3+4+5)	7	8	9	10	11=(7+8+9+10)	12	13	14	15		16=(12+13+14+15)	17=(11+16)	18=(8+17)	19	20	21	22=(19+20+21)	23	24		25	26
Notice of Cash Allocation (NCA)	13,175,673.77	1,094,157.31		390,355.90	14,660,186.98											14,660,186.98					13,175,673.77	1,094,157.31			390,355.90	14,660,186.98		
MDS Checks Issued	9,355,430.74	788,027.04		390,355.90	10,533,813.68											10,533,813.68					9,355,430.74	788,027.04			390,355.90	10,533,813.68		
Advice to Debit Account	3,820,243.03	306,130.27			4,126,373.30											4,126,373.30					3,820,243.03	306,130.27				4,126,373.30		
Working Fund (NCA issued to BTr)					566,487.03											566,487.03					553,478.66	13,008.37				566,487.03		
Tax Remittance Advices Issued (TRA)	553,478.66	13,008.37			566,487.03																							
Cash Disbursement Ceiling (CDC)																												
Non-Cash Availment Authority (NCAA)																												
Others (CDT, BTr Docs Stamp, etc.)																												

Summary

PARTICULARS	PREVIOUS REPORT	CURRENT MONTH	AS OF DATE
(1)	(2)	(3)	(4)
Total Disbursements Authorities Received			
NCA			
Working Fund			
TRA			
CDC			
NCAA			
Others (CDT, BTr Docs Stamp, etc.)			
Less: Notice of Transfer Allocations (NTA)* issued			
Total Disbursements Authorities Available			
Less:			
Lapsed NCA			
Disbursements		15,226,674.01	15,226,674.01
Balance of Disbursements Authorities as of to date		(15,226,674.01)	(15,226,674.01)
Total Disbursements Program			
Less: * Actual Disbursements		15,226,674.01	15,226,674.01
Over/Under spending		(15,226,674.01)	(15,226,674.01)

Certified Correct:

Joseph Ian Quinto
Quinto, Joseph Ian
Agency Chief Accountant
Date: 08/Apr/2019

Approved By:

Baking Enrique
Baking Enrique
Head of Agency or Authorized Representative
Date: 08/Apr/2019


1.30


MONTHLY REPORT OF DISBURSEMENTS
For the month of February, 2019

Department: State Universities and Colleges (SUCs)					Agency: Don Honorio Ventura Technological State University										Operating Unit: N/A													
Organization Code (UACS): 080310000000					Fund Cluster: 01 - Regular Agency Fund										Report Status: SUBMITTED													
PARTICULARS	CURRENT YEAR BUDGET					PRIOR YEAR'S ACCOUNTS PAYABLE					CURRENT YEAR'S ACCOUNTS PAYABLE					SUB-TOTAL	TRUST LIABILITIES				GRAND TOTAL					REMARKS		
	PS	MOOE	Fin. Exp	CO	TOTAL	PS	MOOE	Fin. Exp	CO	Sub-Total	TOTAL	PS	MOOE	Fin. Exp	CO		Sub-Total	TOTAL	PS	MOOE	CO	TOTAL	PS	MOOE	Fin. Exp		CO	TOTAL
1	2	3	4	5	6-(1+3+4+5)	7	8	9	10	11-(7+8+9+10)	12	13	14	15	16-(12+13+14+15)	17-(11+16)	18-(18+17)	19	20	21	22-(19+20+21)	23	24	25	26	27-(23+24+25+26)		
Notice of Cash Allocation (NCA)	14,910,668.20	2,830,965.24			17,741,633.44												17,741,633.44					14,910,668.20	2,830,965.24			17,741,633.44		
MDS Checks Issued	8,809,365.28	2,539,786.34			11,349,151.62												11,349,151.62					8,809,365.28	2,539,786.34			11,349,151.62		
Advice to Debit Account	6,100,702.92	291,118.50			6,391,821.42												6,391,821.42					6,100,702.92	291,118.50			6,391,821.42		
Notice of Transfer of Allocation (NTA)																												
MDS Checks Issued																												
Advice to Debit Account																												
Working Fund (NCA issued to BTr)					573,119.43												573,119.43					555,546.95	17,572.48			573,119.43		
Tax Reimburse Advice Issued (TRA)	555,546.95	17,572.48			573,119.43																							
Cash Disbursement Ceiling (CDC)																												
Non-Cash Availment Authority (NCAA)																												
Others (CDT, BTr Door Stamp, etc.)																												

Summary

PARTICULARS	PREVIOUS REPORT	CURRENT MONTH	AS OF DATE
(1)	(2)	(3)	(4)
Total Disbursement Authorities Received			
NCA			
Working Fund			
TRA			
CDC			
NCAA			
Others (CDT, BTr Door Stamp, etc.)			
Less: Notice of Transfer Allocations (NTA) Issued			
Total Disbursements Available			
Less:			
Lapsed N/A			
Disbursements	18,314,092.87	18,314,092.87	
Balance of Disbursements Authorities as of date	(18,314,092.87)	(18,314,092.87)	
Total Disbursements Program	18,314,092.87	18,314,092.87	
Less: Actual Disbursements			
(Over)/Under spending	(18,314,092.87)	(18,314,092.87)	

Certified Correct:

 Gumataog, Joseph Ian
 Agency Chief Accountant
 Date: 08/Apr/2019

Approved By:

 Enrique
 Head of Agency or Authorized Representative
 Date: 08/Apr/2019

MONTHLY REPORT OF DISBURSEMENTS
For the month of March, 2019

Department: State Universities and Colleges (SUCs)		Agency: Don Honorio Ventura Technological State University													Operating Unit: N/A												
Organization Code (UACS): 080310000000		Fund Cluster: 01 - Regular Agency Fund													Report Status: SUBMITTED				REMARKS								
PARTICULARS	CURRENT YEAR BUDGET				PRIOR YEAR'S ACCOUNTS PAYABLE				CURRENT YEAR'S ACCOUNTS PAYABLE					SUB-TOTAL	TRUST LIABILITIES					GRAND TOTAL							
	PS	MOOE	Fin. Exp	CO	PS	MOOE	Fin. Exp	CO	Sub-Total	PS	MOOE	Fin. Exp	CO		Sub-Total	TOTAL	PS	MOOE		CO	TOTAL	PS	MOOE	Fin. Exp	CO	TOTAL	
	2	3	4	5	6=(2+3+4+5)	7	8	9	10	11=(7+8+9+10)	12	13	14	15	16=(12+13+14+15)	17=(11+16)	18=(17-17)	19	20	21	22=(19+20+21)	23	24	25	26	27=(23+24+25+26)	28
Notice of Cash Allocation (NCA)	17,915,014.88	3,614,187.13			21,529,202.01											21,529,202.01					17,915,014.88	3,614,187.13			21,529,202.01		
MDS Checks Issued	9,887,965.56	3,029,654.52			12,917,620.08											12,917,620.08					9,887,965.56	3,029,654.52			12,917,620.08		
Advice to Debit Account	8,027,049.32	584,532.61			8,611,581.93											8,611,581.93					8,027,049.32	584,532.61			8,611,581.93		
Notice of Transfer of Allocation (NTA)																											
MDS Checks Issued																											
Advice to Debit Account																											
Working Fund (NCA issued to BTr)					630,343.81											630,343.81					549,475.21	89,868.60			630,343.81		
Tax Remittance Advances Issued (TRA)	549,475.21	80,868.60			630,343.81																						
Cash Disbursement Ceiling (CDC)																											
Non-Cash Availment Authority (NCAA)																											
Others (CDT, BTr Docs Stamp, etc.)																											

Summary

PARTICULARS	PREVIOUS REPORT	CURRENT MONTH	AS OF DATE
(1)	(2)	(3)	(4)
Total Disbursement Authorities Received			
NCA			
Working Fund			
TRA			
CDC			
NCAA			
Others (CDT, BTr Docs Stamp, etc.)			
Less: Notice of Transfer Allocations (NTA)* issued			
Total Disbursements Authorities Available			
Less			
Lapsed NCA		22,159,545.82	22,159,545.82
Disbursements			
Balance of Disbursements Authority as of to date		(22,159,545.82)	(22,159,545.82)
Total Disbursements Program		22,159,545.82	22,159,545.82
Less: * Actual Disbursements		(22,159,545.82)	(22,159,545.82)
(Over)/Under spending-			

Certified Correct:

[Signature]
 Junito Joseph Jan
 Agency Chief Accountant
 Date: 08/Apr/2019

Approved By:

[Signature]
 Baling Enrique
 Head of Agency or Authorized Representative
 Date: 08/Apr/2019

MONTHLY REPORT OF DISBURSEMENTS
For the month of May, 2019


Department: State Universities and Colleges (SUCs)					Agency: Don Honorio Ventura Technological State University										Operating Unit: N/A												
Organization Code (UACS): 08031000000					Fund Cluster: 01 - Regular Agency Fund										Report Status: SUBMITTED												
PARTICULARS	CURRENT YEAR BUDGET					PRIOR YEAR'S ACCOUNTS PAYABLE					CURRENT YEAR'S ACCOUNTS PAYABLE					SUB-TOTAL	TRUST LIABILITIES				GRAND TOTAL				REMARKS		
	PS	MOOE	Fin. Exp	CO	TOTAL	PS	MOOE	Fin. Exp	CO	Sub-Total	PS	MOOE	Fin. Exp	CO	Sub-Total		TOTAL	PS	MOOE	CO	TOTAL	PS	MOOE	Fin. Exp		CO	TOTAL
1	2	3	4	5	6=(2+3+4+5)	7	8	9	10	11=(7+8+9+10)	12	13	14	15	16=(12+13+14+15)	17=(11+16)	18=(17)	19	20	21	22=(19+20+21)	23	24	25	26	27=(23+24+25+26)	28
Notice of Cash Allocation (NCA)	25,735,898.11	1,591,814.15			27,327,712.26										27,327,712.26						25,735,898.11	1,591,814.15			27,327,712.26		
MDS Checks Issued	21,635,549.81	1,302,630.97			22,938,180.78										22,938,180.78						21,635,549.81	1,302,630.97			22,938,180.78		
Advice to Debit Account	4,100,148.30	289,183.18			4,389,331.48										4,389,331.48						4,100,148.30	289,183.18			4,389,331.48		
Notice of Transfer of Allocation (NTA)																											
MDS Checks Issued																											
Advice to Debit Account																											
Working Fund (NCA issued to BTI)																620,224.54					758,362.30				67,862.24	826,224.54	
Tax Remittance Advices Issued (TRA)	758,362.30	67,862.24			826,224.54																						
Cash Disbursement Calling (CDC)																											
Non-Cash Availment Authority (NCAA)																											
Others (COT, BTI Docs Stamp, etc.)																											

Summary

PARTICULARS	PREVIOUS REPORT	CURRENT MONTH	AS OF DATE
(1)	(2)	(3)	(4)
Total Disbursement Authorities Received			
NCA			
Working Fund			
TRA			
CDC			
NCAA			
Others (COT, BTI Docs Stamp, etc.)			
Less: Notice of Transfer Allocations (NTA) Issued			
Total Disbursements Authorities Available			
Less:			
Lapsed NCA Disbursements		28,153,736.80	28,153,736.80
Balance of Disbursements Authorities as of date		(28,153,736.80)	(28,153,736.80)
Total Disbursements Program		28,153,736.80	28,153,736.80
Less: Actual Disbursements		28,153,736.80	28,153,736.80
(Over)/Under spending		(28,153,736.80)	(28,153,736.80)

Certified Correct:

Joseph Ian
 Joseph Ian
 Agency Chief Accountant
 Date: 07/Jun/2019


Approved By:

 Baking, Indique
 Head of Agency or Authorized Representative
 Date: 07/Jun/2019

MONTHLY REPORT OF DISBURSEMENTS
For the month of June, 2019

Universities and Colleges (SUCs) (UACS): 080310000000						Agency: Don Honorio Ventura State University Fund Cluster: 01 - Regular Agency Fund											Operating Units: N/A Report Status: SUBMITTED											
PARTICULARS	CURRENT YEAR BUDGET					PRIOR YEAR'S BUDGET											TRUST LIABILITIES				GRAND TOTAL				REMARKS			
	PS	MOOE	Fin. Exp	CO	TOTAL 6=(2+3+4+5)	PRIOR YEAR'S ACCOUNTS PAYABLE					CURRENT YEAR'S ACCOUNTS PAYABLE						SUB-TOTAL 18=(6+17)	PS	MOOE	CO	TOTAL 22=(19+20+21)	PS	MOOE	Fin. Exp		CO	TOTAL 27=(23+24+25+26)	
						PS	MOOE	Fin. Exp	CO	Sub-Total 11=(7+8+9+10)	PS	MOOE	Fin. Exp	CO	Sub-Total 16=(12+13+14+15)	TOTAL 17=(11+16)												
1	2	3	4	5	6	7	8	9	10	11	12	13	14	15	16	17	18	19	20	21	22	23	24	25	26	27	28	
Allocation (NCA)	18,145,428.33	4,311,030.14		7,166,250.81	29,622,709.28												29,622,709.28					18,145,428.33	4,311,030.14		7,166,250.81	29,622,709.28		
Issued	16,846,554.14	3,987,131.92			20,833,686.06												20,833,686.06					16,846,554.14	3,987,131.92			20,833,686.06		
Debit Account	1,298,874.19	323,898.22		7,166,250.81	8,789,023.22												8,789,023.22					1,298,874.19	323,898.22		7,166,250.81	8,789,023.22		
Transfer Allocation (NTA) issued																												
Account																												
(NCA issued to BTr)																												
Advices Issued (TRA)	830,002.34	454,540.19			1,284,542.53												1,284,542.53					830,002.34	454,540.19			1,284,542.53		
ment Ceiling (CDC)																												
ment Authority (NCAA)																												
Tr Docs Stamp, etc.)																												

PARTICULARS	PREVIOUS REPORT	CURRENT MONTH	AS OF DATE
(1)	(2)	(3)	(4)
nt Authorities Received			
ng Fund			
ocs Stamp, etc.)			
nsfer Allocations (NTA)* issued			
ts Authorities Available			
NCA			
ements		30,907,251.81	30,907,251.81
ments Authorities as of to date		(30,907,251.81)	(30,907,251.81)
ts Program			
rsements		30,907,251.81	30,907,251.81
ding--		(30,907,251.81)	(30,907,251.81)

Direct:
ngint
P. GUINTU
IV

Approved By:

ENRIQUE G. BAMING, Ed.D.
SUC President III
Date:

MONTHLY REPORT OF DISBURSEMENTS
For the month of September 2019

Department: State - Universities and Colleges (SUC)
Agency: DepEd - Eastern Visayas Technological State University
Operating Unit: 11001 - Jamboula
Organization Code: 05 03 0 000000
Fund Cluster: 01 Regular Agency Fund

Chief Executive Officer
Accounting Officer
Comptroller

Particulars	Current Year Budget					Prior Year's Actuals					Prior Year's Budget					TOTAL	SUB-TOTAL	Year-to-Date					Remarks	
	PL	MDCR	Flnds	OC	TOTAL	PL	MDCR	Flnds	OC	Sub-Total	PL	MDCR	Flnds	OC	Sub-Total			PL	MDCR	OC	TOTAL	RE		MDCR
CASH DISBURSEMENTS	17,268,021.851	1,242,290.24	0.00	0.00	18,510,312.09	0.00	0.00	0.00	0.00	0.00	0.00	0.00	0.00	0.00	0.00	0.00	0.00	0.00	0.00	0.00	0.00	0.00	0.00	0.00
Infor of Cash Disbursement (NCA)	17,268,021.851	1,242,290.24	0.00	0.00	18,510,312.09	0.00	0.00	0.00	0.00	0.00	0.00	0.00	0.00	0.00	0.00	0.00	0.00	0.00	0.00	0.00	0.00	0.00	0.00	0.00
MDCR Credits Issued	12,443,049.414	894,191.22	0.00	0.00	13,337,240.63	0.00	0.00	0.00	0.00	0.00	0.00	0.00	0.00	0.00	0.00	0.00	0.00	0.00	0.00	0.00	0.00	0.00	0.00	0.00
Advs to Debit - Phucourt	7,528,872.000	443,755.12	0.00	0.00	7,972,627.12	0.00	0.00	0.00	0.00	0.00	0.00	0.00	0.00	0.00	0.00	0.00	0.00	0.00	0.00	0.00	0.00	0.00	0.00	0.00
Infor of Revenue - Miscellaneous (PL)	0.000	0.000	0.00	0.00	0.000	0.000	0.000	0.000	0.000	0.000	0.000	0.000	0.000	0.000	0.000	0.000	0.000	0.000	0.000	0.000	0.000	0.000	0.000	0.000
MDCR Credits Issued	0.000	0.000	0.00	0.00	0.000	0.000	0.000	0.000	0.000	0.000	0.000	0.000	0.000	0.000	0.000	0.000	0.000	0.000	0.000	0.000	0.000	0.000	0.000	0.000
Advs to Debit - Phucourt	0.000	0.000	0.00	0.00	0.000	0.000	0.000	0.000	0.000	0.000	0.000	0.000	0.000	0.000	0.000	0.000	0.000	0.000	0.000	0.000	0.000	0.000	0.000	0.000
Working Fund for PLANS	0.000	0.000	0.00	0.00	0.000	0.000	0.000	0.000	0.000	0.000	0.000	0.000	0.000	0.000	0.000	0.000	0.000	0.000	0.000	0.000	0.000	0.000	0.000	0.000
Cash Disbursement - Collig. COG	0.000	0.000	0.00	0.00	0.000	0.000	0.000	0.000	0.000	0.000	0.000	0.000	0.000	0.000	0.000	0.000	0.000	0.000	0.000	0.000	0.000	0.000	0.000	0.000
TOTAL CASH DISBURSEMENTS	17,268,021.851	1,242,290.24	0.00	0.00	18,510,312.09	0.00	0.00	0.00	0.00	0.00	0.00	0.00	0.00	0.00	0.00	0.00	0.00	0.00	0.00	0.00	0.00	0.00	0.00	0.00
NON-CASH DISBURSEMENTS	1,142,271.719	497,385.85	0.00	0.00	1,639,657.57	0.00	0.00	0.00	0.00	0.00	0.00	0.00	0.00	0.00	0.00	0.00	0.00	0.00	0.00	0.00	0.00	0.00	0.00	0.00
Tax Reimburse. - PhilHealth Insured (TA)	1,142,271.719	497,385.85	0.00	0.00	1,639,657.57	0.00	0.00	0.00	0.00	0.00	0.00	0.00	0.00	0.00	0.00	0.00	0.00	0.00	0.00	0.00	0.00	0.00	0.00	0.00
In-Cash Disbursement - Admin. (MIA)	0.000	0.000	0.00	0.00	0.000	0.000	0.000	0.000	0.000	0.000	0.000	0.000	0.000	0.000	0.000	0.000	0.000	0.000	0.000	0.000	0.000	0.000	0.000	0.000
Miscellaneous Disbursement - Equip. Acq.	0.000	0.000	0.00	0.00	0.000	0.000	0.000	0.000	0.000	0.000	0.000	0.000	0.000	0.000	0.000	0.000	0.000	0.000	0.000	0.000	0.000	0.000	0.000	0.000
Department of Information & Comm. Tech.	0.000	0.000	0.00	0.00	0.000	0.000	0.000	0.000	0.000	0.000	0.000	0.000	0.000	0.000	0.000	0.000	0.000	0.000	0.000	0.000	0.000	0.000	0.000	0.000
Reimburse for services of personnel	0.000	0.000	0.00	0.00	0.000	0.000	0.000	0.000	0.000	0.000	0.000	0.000	0.000	0.000	0.000	0.000	0.000	0.000	0.000	0.000	0.000	0.000	0.000	0.000
Travel Allowance and other	0.000	0.000	0.00	0.00	0.000	0.000	0.000	0.000	0.000	0.000	0.000	0.000	0.000	0.000	0.000	0.000	0.000	0.000	0.000	0.000	0.000	0.000	0.000	0.000
MIA	0.000	0.000	0.00	0.00	0.000	0.000	0.000	0.000	0.000	0.000	0.000	0.000	0.000	0.000	0.000	0.000	0.000	0.000	0.000	0.000	0.000	0.000	0.000	0.000
Travel Exp. - Dep. Information & Com. Tech.	0.000	0.000	0.00	0.00	0.000	0.000	0.000	0.000	0.000	0.000	0.000	0.000	0.000	0.000	0.000	0.000	0.000	0.000	0.000	0.000	0.000	0.000	0.000	0.000
TOTAL NON-CASH DISBURSEMENTS	1,142,271.719	497,385.85	0.00	0.00	1,639,657.57	0.00	0.00	0.00	0.00	0.00	0.00	0.00	0.00	0.00	0.00	0.00	0.00	0.00	0.00	0.00	0.00	0.00	0.00	0.00
SUMMARY TOTAL	18,410,293.570	1,739,676.09	0.00	0.00	20,149,969.66	0.00	0.00	0.00	0.00	0.00	0.00	0.00	0.00	0.00	0.00	0.00	0.00	0.00	0.00	0.00	0.00	0.00	0.00	0.00

Particulars	Period Report	Year-to-Date	As of Date
(I)	(II)	(III)	(IV)
Total Disbursements - Actuals/Revised	0.00	0.00	0.00
NCA	0.00	0.00	0.00
MIA	0.00	0.00	0.00
Working Fund	0.00	0.00	0.00
TA	0.00	0.00	0.00
COG	0.00	0.00	0.00
NCA	0.00	0.00	0.00
Less: Items of Transaction of Assets (NCA) - Assessed	0.00	0.00	0.00
Total Disbursement - Actuals/Revised	0.00	0.00	0.00
Less:			
Liquor/PCA	0.00	0.00	0.00
Disbursements	0.00	0.00	0.00
Less: Other than CO cash Disbursements	0.00	0.00	0.00
Miscellaneous disbursement - Equip. Acq. (Information & Com. Tech.)	0.00	0.00	0.00
Department of Information & Com. Tech.	0.00	0.00	0.00
Reimburse for services of personnel	0.00	0.00	0.00
Travel Allowance and other	0.00	0.00	0.00
MIA	0.00	0.00	0.00
Travel Exp. - Dep. Information & Com. Tech.	0.00	0.00	0.00
Miscellaneous Disbursement - Equip. Acq. (Information & Com. Tech.)	0.00	0.00	0.00
Department of Information & Com. Tech.	0.00	0.00	0.00
Reimburse for services of personnel	0.00	0.00	0.00
Travel Allowance and other	0.00	0.00	0.00
MIA	0.00	0.00	0.00
Travel Exp. - Dep. Information & Com. Tech.	0.00	0.00	0.00
Miscellaneous Disbursement - Equip. Acq. (Information & Com. Tech.)	0.00	0.00	0.00
Department of Information & Com. Tech.	0.00	0.00	0.00
Reimburse for services of personnel	0.00	0.00	0.00
Travel Allowance and other	0.00	0.00	0.00
MIA	0.00	0.00	0.00
Travel Exp. - Dep. Information & Com. Tech.	0.00	0.00	0.00
Miscellaneous Disbursement - Equip. Acq. (Information & Com. Tech.)	0.00	0.00	0.00
Department of Information & Com. Tech.	0.00	0.00	0.00
Reimburse for services of personnel	0.00	0.00	0.00
Travel Allowance and other	0.00	0.00	0.00
MIA	0.00	0.00	0.00
Travel Exp. - Dep. Information & Com. Tech.	0.00	0.00	0.00
Miscellaneous Disbursement - Equip. Acq. (Information & Com. Tech.)	0.00	0.00	0.00
Department of Information & Com. Tech.	0.00	0.00	0.00
Reimburse for services of personnel	0.00	0.00	0.00
Travel Allowance and other	0.00	0.00	0.00
MIA	0.00	0.00	0.00
Travel Exp. - Dep. Information & Com. Tech.	0.00	0.00	0.00
Miscellaneous Disbursement - Equip. Acq. (Information & Com. Tech.)	0.00	0.00	0.00
Department of Information & Com. Tech.	0.00	0.00	0.00
Reimburse for services of personnel	0.00	0.00	0.00
Travel Allowance and other	0.00	0.00	0.00
MIA	0.00	0.00	0.00
Travel Exp. - Dep. Information & Com. Tech.	0.00	0.00	0.00
Miscellaneous Disbursement - Equip. Acq. (Information & Com. Tech.)	0.00	0.00	0.00
Department of Information & Com. Tech.	0.00	0.00	0.00
Reimburse for services of personnel	0.00	0.00	0.00
Travel Allowance and other	0.00	0.00	0.00
MIA	0.00	0.00	0.00
Travel Exp. - Dep. Information & Com. Tech.	0.00	0.00	0.00
Miscellaneous Disbursement - Equip. Acq. (Information & Com. Tech.)	0.00	0.00	0.00
Department of Information & Com. Tech.	0.00	0.00	0.00
Reimburse for services of personnel	0.00	0.00	0.00
Travel Allowance and other	0.00	0.00	0.00
MIA	0.00	0.00	0.00
Travel Exp. - Dep. Information & Com. Tech.	0.00	0.00	0.00
Miscellaneous Disbursement - Equip. Acq. (Information & Com. Tech.)	0.00	0.00	0.00
Department of Information & Com. Tech.	0.00	0.00	0.00
Reimburse for services of personnel	0.00	0.00	0.00
Travel Allowance and other	0.00	0.00	0.00
MIA	0.00	0.00	0.00
Travel Exp. - Dep. Information & Com. Tech.	0.00	0.00	0.00
Miscellaneous Disbursement - Equip. Acq. (Information & Com. Tech.)	0.00	0.00	0.00
Department of Information & Com. Tech.	0.00	0.00	0.00
Reimburse for services of personnel	0.00	0.00	0.00
Travel Allowance and other	0.00	0.00	0.00
MIA	0.00	0.00	0.00
Travel Exp. - Dep. Information & Com. Tech.	0.00	0.00	0.00
Miscellaneous Disbursement - Equip. Acq. (Information & Com. Tech.)	0.00	0.00	0.00
Department of Information & Com. Tech.	0.00	0.00	0.00
Reimburse for services of personnel	0.00	0.00	0.00
Travel Allowance and other	0.00	0.00	0.00
MIA	0.00	0.00	0.00
Travel Exp. - Dep. Information & Com. Tech.	0.00	0.00	0.00
Miscellaneous Disbursement - Equip. Acq. (Information & Com. Tech.)	0.00	0.00	0.00
Department of Information & Com. Tech.	0.00	0.00	0.00
Reimburse for services of personnel	0.00	0.00	0.00
Travel Allowance and other	0.00	0.00	0.00
MIA	0.00	0.00	0.00
Travel Exp. - Dep. Information & Com. Tech.	0.00	0.00	0.00
Miscellaneous Disbursement - Equip. Acq. (Information & Com. Tech.)	0.00	0.00	0.00
Department of Information & Com. Tech.	0.00	0.00	0.00
Reimburse for services of personnel	0.00	0.00	0.00
Travel Allowance and other	0.00	0.00	0.00
MIA	0.00	0.00	0.00
Travel Exp. - Dep. Information & Com. Tech.	0.00	0.00	0.00
Miscellaneous Disbursement - Equip. Acq. (Information & Com. Tech.)	0.00	0.00	0.00
Department of Information & Com. Tech.	0.00	0.00	0.00
Reimburse for services of personnel	0.00	0.00	0.00
Travel Allowance and other	0.00	0.00	0.00
MIA	0.00	0.00	0.00
Travel Exp. - Dep. Information & Com. Tech.	0.00	0.00	0.00
Miscellaneous Disbursement - Equip. Acq. (Information & Com. Tech.)	0.00	0.00	0.00
Department of Information & Com. Tech.	0.00	0.00	0.00
Reimburse for services of personnel	0.00	0.00	0.00
Travel Allowance and other	0.00	0.00	0.00
MIA	0.00	0.00	0.00
Travel Exp. - Dep. Information & Com. Tech.	0.00	0.00	0.00
Miscellaneous Disbursement - Equip. Acq. (Information & Com. Tech.)	0.00	0.00	0.00
Department of Information & Com. Tech.	0.00	0.00	0.00